

White Paper

Evolution in Motion:

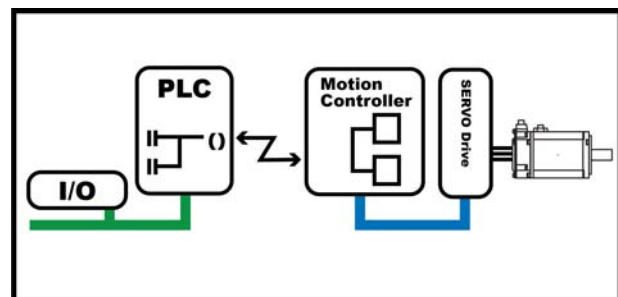
The Machine Automation Controller (MAC) Meets Market Needs More Effectively than Previous Controller Solutions

To paraphrase Albert Einstein, the opportunity for development is directly related to the potential for value. This is particularly relevant to technological development, where market forces establish need and value, and then science and engineering are applied to meet them.

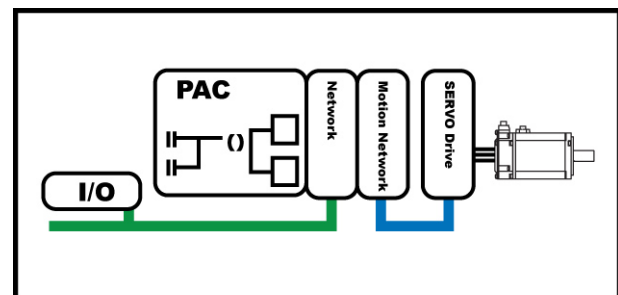
Case in point: Look at the use of machine control hardware for automation. During the past 50 years there has been a powerful and dramatic development of controllers: Distributed Control Systems (DCS), Programmable Logic Controllers (PLC), Industrial PCs (IPC), and Programmable Automation Controllers (PAC). [Figure 1]

The explosion of industrial applications continues to challenge the functionality of those controllers, fostering further innovation. The need to combine the capabilities of traditional process/discrete industrial control has led to adaptations or extensions of existing technology. The efforts to evolve resulted in underperforming machine automation due to limitations in architecture and a lack of cross-discipline expertise.

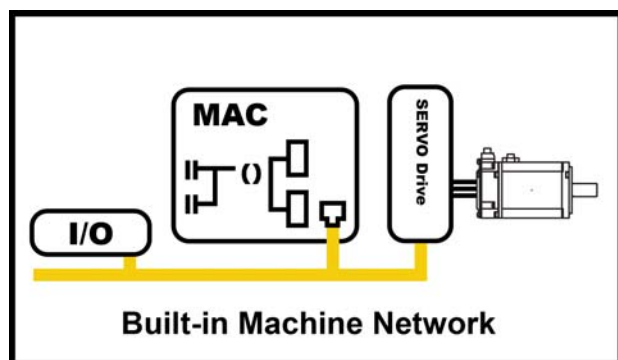
Today we see the emergence of a new controller type: a Machine Automation Controller (MAC). A MAC resolves the



Circa 1991



Circa 2001



Circa 2011

Figure 1

integration of control technologies without sacrificing performance. Only after painstaking development from the ground up—specifically for high-speed, multi-axis motion control, vision, and logic—has the MAC emerged. Let’s revisit how this point was reached.

“A MAC resolves the integration of control technologies without sacrificing performance.”

The industrial controls market split into two distinct segments: **Process**—where pressure, temperature, and flow were paramount—and **Discrete**, where sequencing, count, and timing were the key metrics. Programmable Logic Controllers (PLC) dominated the discrete market, while Distributed Control Systems (DCS) led the process market. Customers were well-served.

As machinery advanced, technologies converged and the Programmable Automation Controller (PAC) was developed to address the overlapping of process and discrete markets. The PAC incorporated the fundamental capabilities of a small DCS and a PLC with the addition of low-axis-count motion control. The PACs provided redundant processors, single database, function block language, high speed logic, component architecture, and online programming. [Figure 2]

While PACs cost less than traditional distributed control systems—and integrate motion and logic into a single controller—they encounter limitations when applied to high speed motion with multiple axes. Motion con-

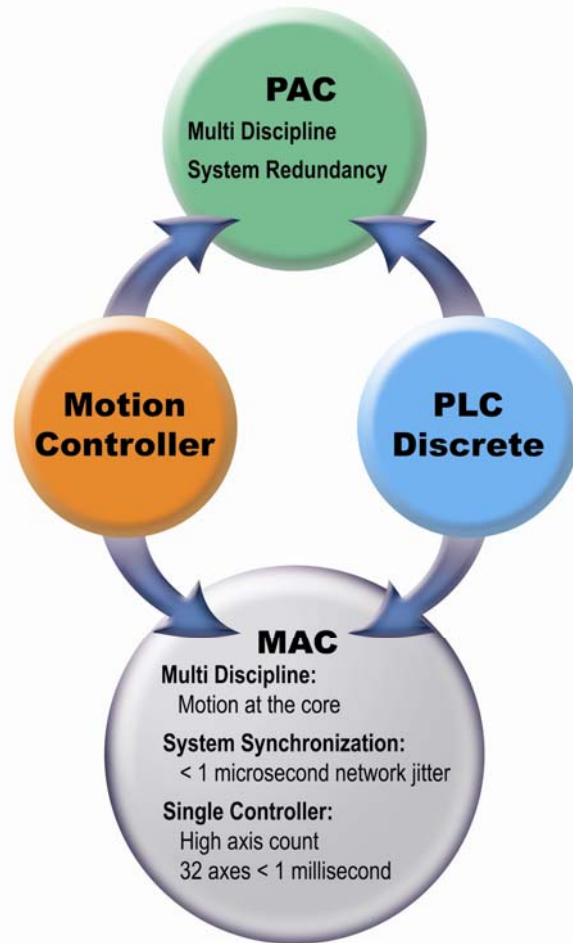


Figure 2

trol continued to be implemented with a separate network, and performance issues were tackled by adding processors. This meant additional code for controller sequencing, which resulted in inefficiencies in system synchronization. Inevitably, machine performance was compromised.

The Inevitable Emergence of the MAC

Manufacturing demands performance in terms of throughput, yield, and uptime: the Overall Equipment Efficiency (OEE) model. Moreover, manufacturers are always pushing for greater accuracy and lower cost while maintaining quality and safety. These factors are the key drivers.

Increasingly, manufacturing also requires moving product automatically during setup or production. This calls for a system that centers on motion and relies on it to be fast and accurate. If a controller has not been designed around motion, it may have inherent architecture barriers to performance when used to increase OEE. Consequently, machine manufacturers are forced to coordinate and synchronize the controller across technological boundaries such as motion, vision, logic, and safety.

“We started a new category called Machine Automation Controller (MAC) where the most important attribute is motion performance,” says Bill Faber, commercial marketing manager for automation products at Omron Industrial Automation. “A true MAC can handle applications that require a high level of synchronization and determinism as it integrates multiple technologies stretching across the boundaries of motion, vision, logic and I/O—all without sacrificing performance. Omron’s NJ-Series controller is an example of the emerging MAC.”

A MAC features an advanced real-time scheduler to manage motion, network, and the user application updates at the same time to ensure *perfect* synchronization.

Updating all three in the same scan is unique to Omron Industrial Automation’s NJ Series MAC. System Synchronization occurs when the user application program coordinates with the motion scheduler, the network servo drives, and ultimately controls the motor shafts. With each motor shaft synchronized with each other, what is true for two axes is true for nine, 17, or even 64 axes.

“There are many 8-axis and 16-axis controllers on the market,” notes Faber. “If

A Condensed History of Contemporary Industrial Control (1961-2011)

Where we are today could hardly have been imagined in the early 1960s. Consider the following developments that demonstrate how far we’ve advanced in the past five decades:

Mechanics gave way to relays, which gave way to microprocessors and low voltage differential signaling and expansive power distribution, which is now harnessed for inverter, servo, and robot control.

On/Off and Open/Closed status moved first to mechanical time, then electronic time, then distributed electronic time, and now to GPS time.

Visible gears became virtual elements that are defined as electronic axes.

Information has gone from pen/paper to an iPad displaying an SQL database query pulled from a server in the cloud.

Custom became proprietary; proprietary became open.

Communication media and connections overcame physical barriers:
 Hardwired copper >> bus systems >> point-to-point serial ports >> multi-port networks >> digital networks >> gigabit speeds on fiber >> wireless

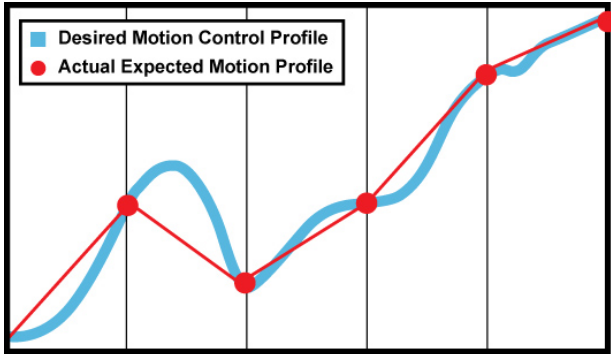
Industrial control architectures were initially distributed, then centralized, then distributed over digital networks, then highly distributed,

there is a need to expand the coordination of motion beyond that number of axes, another motion module is typically added. However, this is where many other controllers fall short, because the application requires synchronization across expansion and scalability of motion, through to the network, and back

to the application program into the motion scheduler. MACs have this capability.

To best approximate the intended motion profile, the controller must be deterministic to accurately coordinate all axes in the system. All this points back to the main driver: In order to increase throughput, the system requires the axes to remain synchronized with great repeatability to guarantee higher performance of throughput, yield, and up-time. [Figures 3, 4 and 5]

“Lower yields will result and the system may require shutdown to make adjustments,” notes Faber. “Uptime is not necessarily just a factor of the equipment itself. It's also a fac-



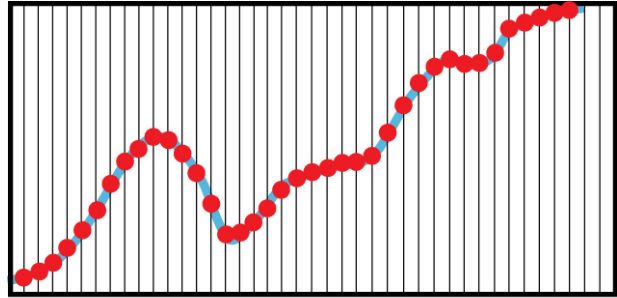
Problem: Control Cycle Time Not Fast Enough to approximate the desired profile.

Figure 3



Attempted Solution Increase Profile Generation Cycle Time, but network or backplane delays cause loss of system synchronization resulting in profile execution delays.

Figure 4



MAC Solution Faster Cycle Times with System Synchronization allows for closer profile execution without delay.

Figure 5

tor of the production process. If motion is not accurately controlled to match the process, when speeds are increased, the result is bad parts as the machine goes slightly out of control. This clearly impacts uptime because upstream and downstream processes need to be readjusted as well. For the next generation of platforms, machine builders need to be assured their architecture will allow them to expand throughput and yield without the platform becoming a bottleneck.”

Convergence

The revolutionary step was to purposely design the MAC to integrate multiple, specialized controllers with exacting system synchronization to deliver high performance throughput on a single controller. [Figure 6]

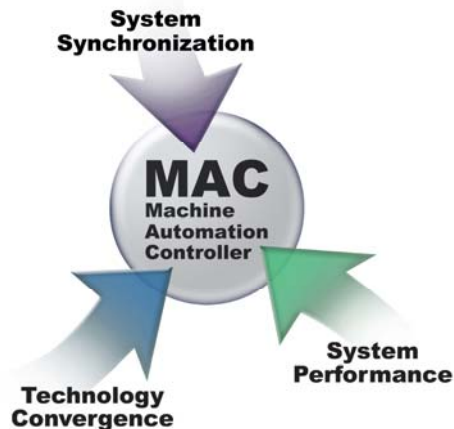


Figure 6

Consider the MAC advantages in a simple application such as a vision guided, Cartesian pick-and-place robot [Figure 7].



Figure 7

There are two parts: the setup and actual production. The coordinate system of the camera must match with the coordinate system of the Cartesian robot. To get the camera data to the controller in a coherent form, a lot of time is spent developing the protocol. Previously, this might have taken the combined efforts of an articulated-arm robot manufacturer, a third-party vision system engineer, and a PLC vendor. There could be three different systems, from three different companies, using three different technologies. At this point there would be three engineers in a room, taking them weeks to figure out how the systems can communicate with each other for commissioning. By design, a MAC allows these technologies to converge together so protocol development can be completed in a matter of hours.

On the performance side, the use of a real-time network enables the passing of vision data to the motion system without losing a scan. This is only possible if vision and motion are on the same network.

As another challenge, machine builders want to adjust servo parameters on the fly. This added functionality can create performance loss as the whole system gets overloaded with a high number of axes moving a high speed with full synchronization. According to Atef Massoud, motion and drive engineer for Omron Industrial automation, what

makes MAC especially good for motion control is that it has all the elements to do it without degrading performance. “With a lot of machine controllers, there is a loss of speed if synchronized motion control is combined with a large number of axes, and there is a need for adjusting servo tuning at the same time,” he says. “Non-MAC systems require additional CPUs to accomplish this.”

The New Performance Benchmark

Today’s benchmark to qualify for the MAC category is **processing 32 axes and updating in one millisecond**. “There were many earlier attempts to create a multidisciplinary controller,” says Shawn Adams, Omron’s Director of Marketing. “PACs were the most prominent. There were attempts to apply them to process control, to cell control, and to machine control; but, we all knew that the PAC had to have a extensive operating system. Also, for really high-speed motion control, that controller and configuration required many CPUs. The performance of motion control will drop as the number of axes increases. This is typical of many controller manufacturers who wanted to hit many birds with a single stone.”

In the wake of this scenario, the development of a highly targeted solution such as a MAC now seems inevitable.

Where MAC Applies

According to Faber, the market for MAC is where the motion market, the vision market, and the PLC market have commonality [Figure 8].

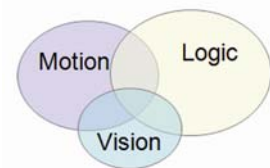


Figure 8

Companies have different types of controls and control systems. In their higher-end controls, they may have a deep need for higher-end performance: motion, vision, functional safety, and I/O together. But they also want to program their lower-level machines in the same language. They want to reuse the same libraries in scalable systems and not develop twice. Code reuse helps amortize the engineering investment over a wide range of projects into the future.

Imagine yogurt packs traveling on a conveyor. They get inspected, checked, picked up by a series of spider robots, put in boxes, lined up in cartons, and so forth. Before the MAC, a typical line like this would have many controllers that would have to be coordinated—the vision controller, the robot controller, the motion controller, and, on top, the PLC that sequenced all of them. This is a typical application where customers have been asking for one controller and

one software application to know what is happening on the production line from vision inspection to pick-and-place to synchronization of the robot with the conveyor to packing and palletizing at the end of the line. MAC meets these requirements, streamlining operations by reducing the amount of equipment and integration traditionally required when different systems were cobbled together.

In the packaging industry, machines for packing, wrapping, cartoning and palletizing use a certain amount of robot functionality combining vision and motion, and a great amount of axis synchronization [Figure 9]. These represent the successes where early MACs have been applied. Further applications may include intelligent controllers that can handle multi-axis synchronization at the heart of machine operations. An example of this use is an application involving soft-material cutting or 2D cutting—be it wood, plywood, glass, stone, industrial textiles—where

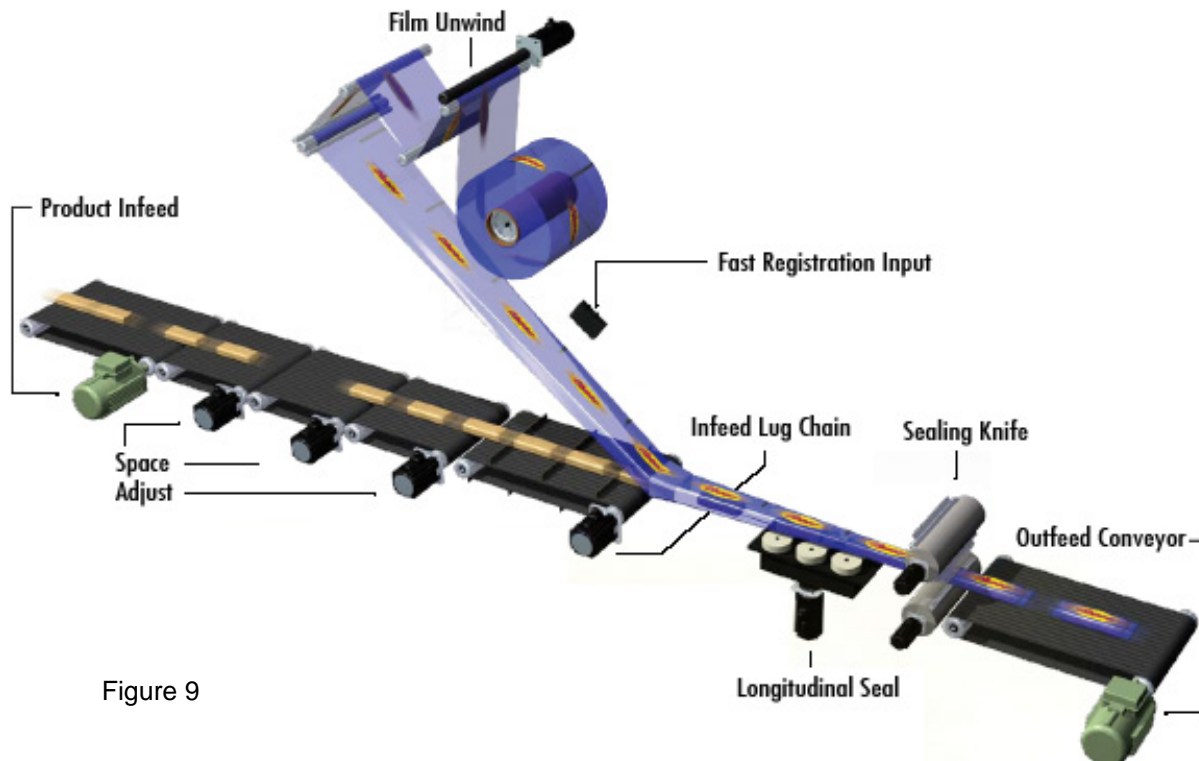


Figure 9

a certain amount of path or pattern execution functionality is needed, as well as handling and positioning. It is multi-axis control, but not requiring the extremely high functionality of typical CNC controllers. “These emerging machine applications will require the functionality and flexibility that MAC delivers,” concludes Adams.

The Power of New Thinking

“Every great and deep difficulty bears in itself its own solution,” said Nils Bohr, Einstein’s contemporary and peer. “It forces

us to change our thinking in order to find it.”

Controller inefficiencies that were exposed by machine innovation caused the new thinking that led to the development of machine automation controllers. Now that MACs have emerged as a revolutionary solution, further machine development incorporating their advances will continue evolving, with *motion at the core*, and with the creation of value as its ultimate work. Today, with MAC, the potential for value is being realized to a higher degree than ever before.

About Omron Industrial Automation

Headquartered in Kyoto, Japan, OMRON Corporation is a multi-billion-dollar, diversified company with business units producing industrial automation products, electronic components, healthcare equipment and ticketing systems. Omron Industrial Automation is a global leader providing complete automation solutions for industrial applications. The Pan-American headquarters is located in Schaumburg, Illinois, USA.

To learn more about Omron Industrial Automation, contact:

In USA, Tel.: 866-88-OMRON. E-mail: omroninfo@omron.com.

In Canada, Tel.: 866-98-OMRON. E-mail: askomron@omron.com

In Mexico, Tel: 81 1156 9910. E-mail: mela@omron.com

Internet: www.omron247.com

OMRON INDUSTRIAL AUTOMATION • THE AMERICAS HEADQUARTERS • Schaumburg, IL USA • 847.843.7900 • 800.556.6766 • www.omron247.com

OMRON CANADA, INC. • HEAD OFFICE

Toronto, ON, Canada • 416.286.6465 • 866.986.6766 • www.omron247.com

OMRON ELECTRONICS DE MEXICO • HEAD OFFICE

México DF • 52.55.59.01.43.00 • 001.800.556.6766 • mela@omron.com

OMRON ELECTRONICS DE MEXICO • SALES OFFICE

Apodaca, N.L. • 52.81.11.56.99.20 • 001.800.556.6766 • mela@omron.com

OMRON ELETRÔNICA DO BRASIL LTDA • HEAD OFFICE

São Paulo, SP, Brasil • 55.11.2101.6300 • www.omron.com.br

OMRON ARGENTINA • SALES OFFICE

Cono Sur • 54.11.4783.5300

OMRON CHILE • SALES OFFICE

Santiago • 56.9.9917.3920

OTHER OMRON LATIN AMERICA SALES

54.11.4783.5300

OMRON EUROPE B.V. • Wegalaan 67-69, NL-2132 JD, Hoofddorp, The Netherlands. • Tel: +31 (0) 23 568 13 00 • Fax: +31 (0) 23 568 13 88 • www.industrial.omron.eu

Authorized Distributor:

Automation Systems

- Programmable logic controllers (PLC) • Human machine interfaces (HMI) • Remote I/O
- Industrial PC's • Software

Motion & Drives

- Motion controllers • Servo systems • AC drives

Control Components

- Temperature controllers • Power supplies • Timers • Counters • Programmable relays
- Digital panel indicators • Electromechanical relays • Monitoring products • Solid-state relays
- Limit switches • Pushbutton switches • Low voltage switch gear

Sensing & Safety

- Photoelectric sensors • Inductive sensors • Capacitive & pressure sensors
- Cable connectors • Displacement & width-measuring sensors • Vision systems
- Safety networks • Safety sensors • Safety units/relay units • Safety door/guard lock switches